



Golden Valley Primary School Calculation Policy

*Learning for Lifelong
Success*

Division



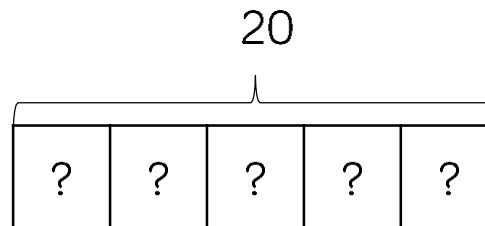
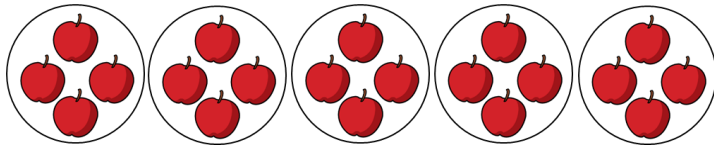
Skill	Year	Representations and models	
Solve one-step problems with division (sharing)	1/2	Bar model Real life objects	Arrays Counters
Solve one-step problems with division (grouping)	1/2	Real life objects Number shapes Bead strings Ten frames	Number lines Arrays Counters
Divide 2-digits by 1-digit (no exchange sharing)	3	Straws Base 10 Bar model	Place value counters Part-whole model
Divide 2-digits by 1-digit (sharing with exchange)	3	Straws Base 10 Bar model	Place value counters Part-whole model

Skill	Year	Representations and models	
Divide 2-digits by 1-digit (sharing with remainders)	3/4	Straws Base 10 Bar model	Place value counters Part-whole model
Divide 2-digits by 1-digit (grouping)	4/5	Place value counters Counters	Place value grid Written short division
Divide 3-digits by 1-digit (sharing with exchange)	4	Base 10 Bar model	Place value counters Part-whole model
Divide 3-digits by 1-digit (grouping)	4/5	Place value counters Counters	Place value grid Written short division

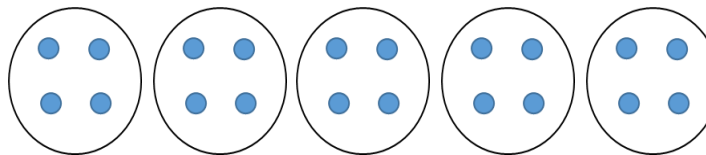
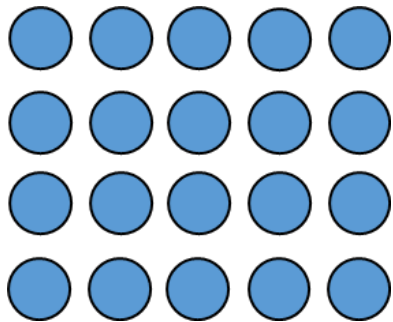
Skill	Year	Representations and models	
Divide 4-digits by 1-digit (grouping)	5	Place value counters Counters	Place value grid Written short division
Divide multi-digits by 2-digits (short division)	6	Written short division	List of multiples
Divide multi-digits by 2-digits (long division)	6	Written long division	List of multiples

Skill: Solve 1-step problems using multiplication (sharing)

Year: 1/2



There are 20 apples altogether.
They are shared equally between 5 bags.
How many apples are in each bag?



$$20 \div 5 = 4$$

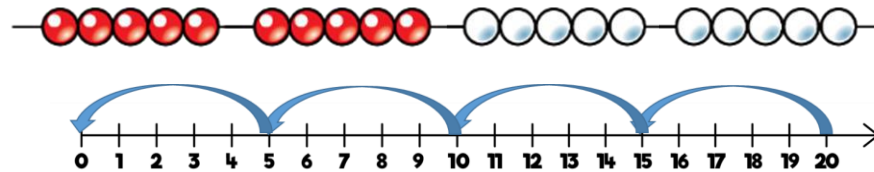
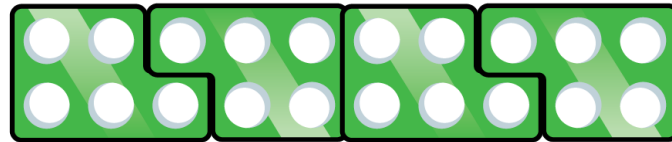

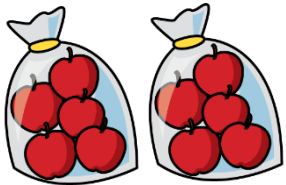
Children solve problems by sharing amounts into equal groups.

In Year 1, children use concrete and pictorial representations to solve problems. They are not expected to record division formally.

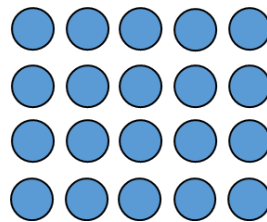
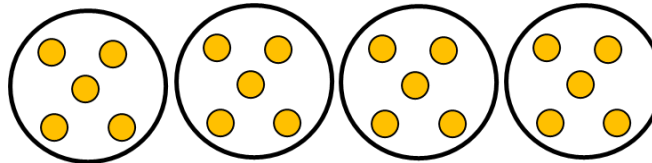
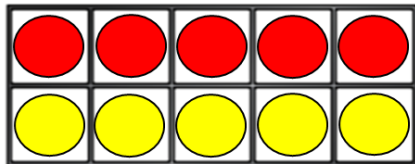
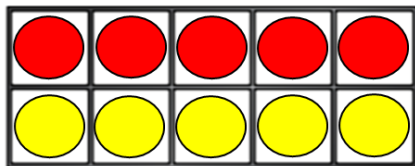
In Year 2, children are introduced to the division symbol.

Skill: Solve 1-step problems using division (grouping)

Year: 1/2



There are 20 apples altogether.
They are put in bags of 5.
How many bags are there?



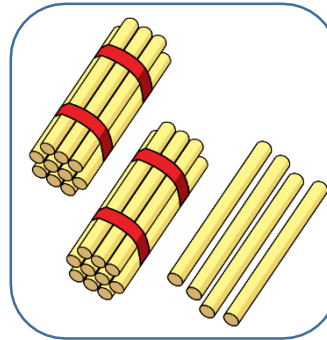
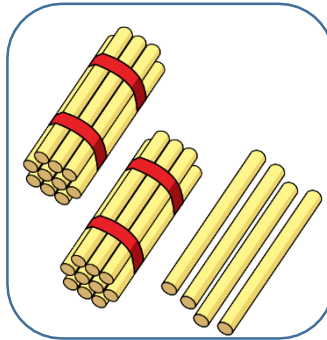
$$20 \div 5 = 4$$

Children solve problems by grouping and counting the number of groups. Grouping encourages children to count in multiples and links to repeated subtraction on a number line. They can use concrete representations in fixed groups such as number shapes which helps to show the link between multiplication and division.

Skill: Divide 2-digits by 1-digit (sharing with no exchange)

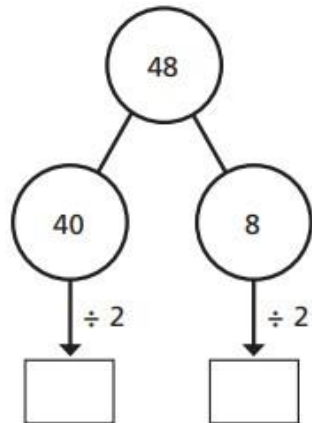
Year: 1/2

Tens	Ones
10 10	1 1 1 1
10 10	1 1 1 1

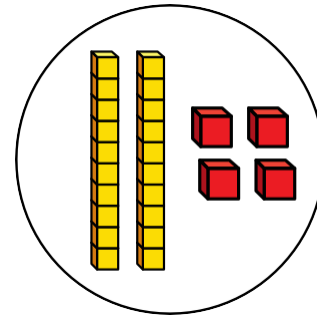
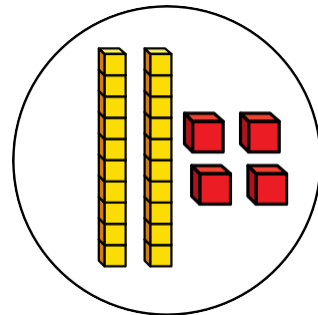


When dividing larger numbers, children can use manipulatives that allow them to partition into tens and ones.

Straws, Base 10 and place value counters can all be used to share numbers into equal groups.



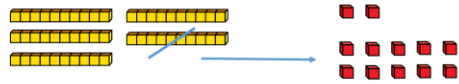
$$48 \div 2 = 24$$











Part-whole models can provide children with a clear written method that matches the concrete representation.

Skill: Divide 2-digits by 1-digit (sharing with exchange)

Year: 3/4

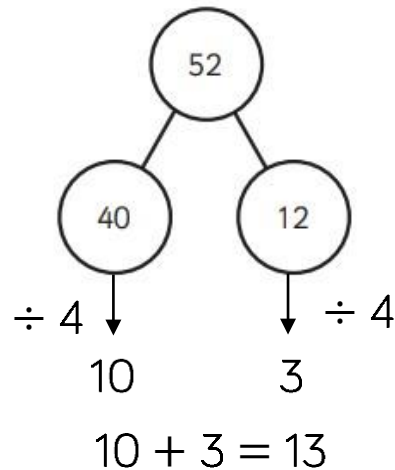










Tens	Ones
	
	
	
	

52

52			
?	?	?	?

$$52 \div 4 = 13$$



Tens	Ones
	
	
	
	

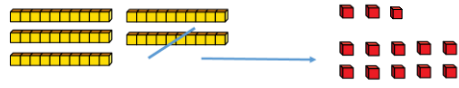
When dividing numbers involving an exchange, children can use Base 10 and place value counters to exchange one ten for ten ones.









Children should start with the equipment outside the place value grid before sharing the tens and ones equally between the rows.

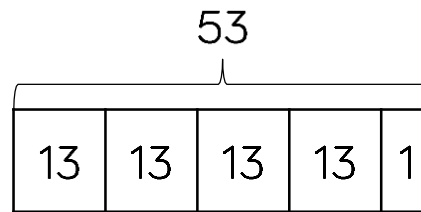
Flexible partitioning in a part-whole model supports this method.

Skill: Divide 2-digits by 1-digit (sharing with remainders)

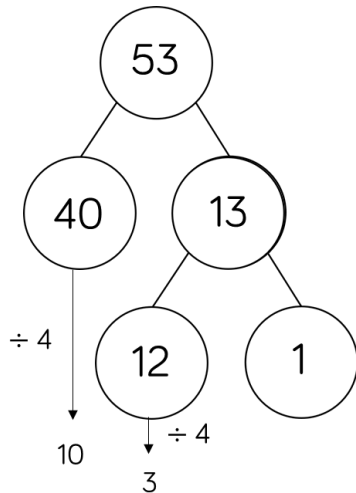
Year: 3/4











Tens	Ones
	
	
	
	



$$53 \div 4 = 13 \text{ r}1$$

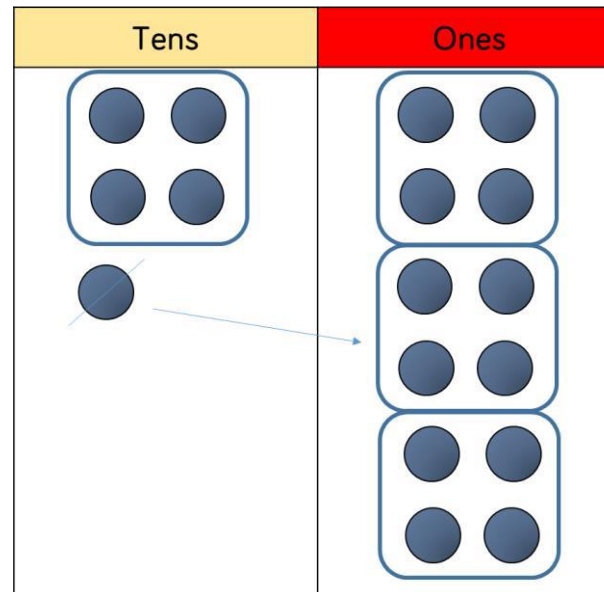
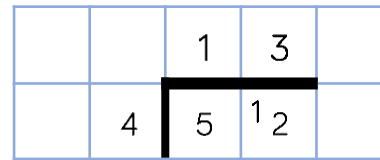
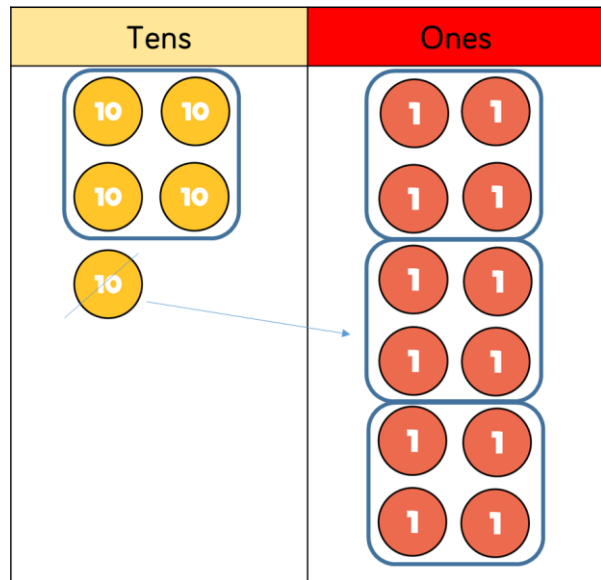


Tens	Ones
	
	
	
	

When dividing numbers with remainders, children can use Base 10 and place value counters to exchange one ten for ten ones. Starting with the equipment outside the place value grid will highlight remainders, as they will be left outside the grid once the equal groups have been made. Flexible partitioning in a part-whole model supports this method.

Skill: Divide 2-digits by 1-digit (grouping)

Year: 4/5



$$52 \div 4 = 13$$

When using the short division method, children use grouping. Starting with the largest place value, they group by the divisor.

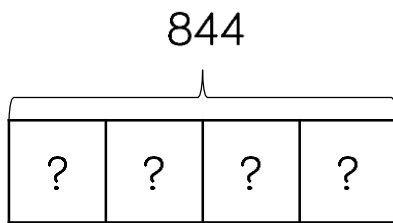
Language is important here. Children should consider 'How many groups of 4 tens can we make?' and 'How many groups of 4 ones can we make?'

Remainders can also be seen as they are left ungrouped.

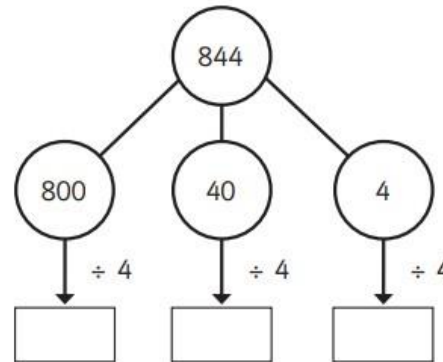
Skill: Divide 3-digits by 1-digit (sharing)

Year: 4

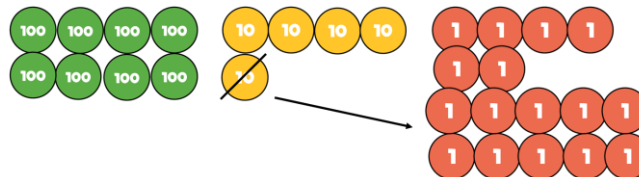
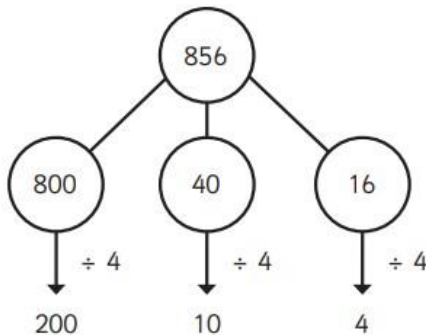
$$844 \div 4 = 211$$



H	T	O
100 100	10	1
100 100	10	1
100 100	10	1
100 100	10	1



$$844 \div 4 = 211$$

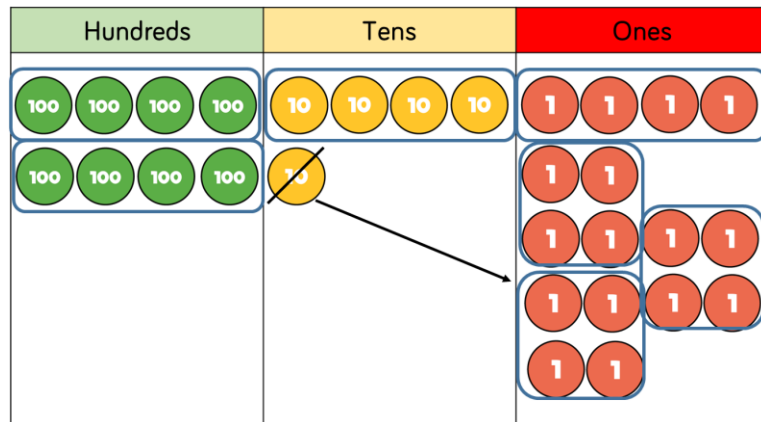


Hundreds	Tens	Ones
100 100	10	1 1 1 1
100 100	10	1 1 1 1
100 100	10	1 1 1 1
100 100	10	1 1 1 1

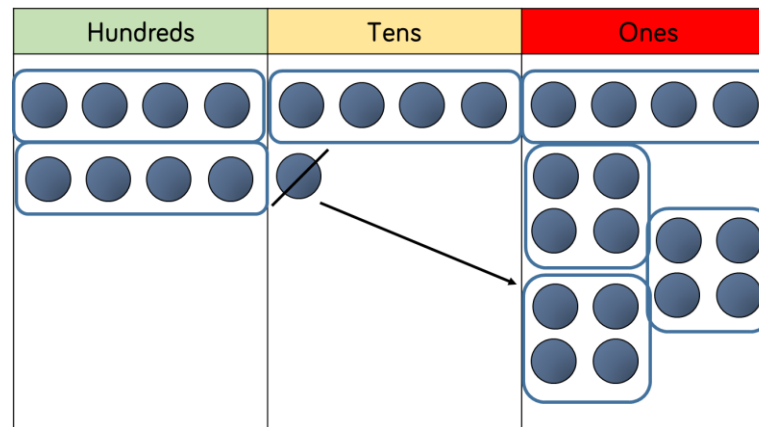
Children can continue to use place value counters to share 3-digit numbers into equal groups. Children should start with the equipment outside the place value grid before sharing the hundreds, tens and ones equally between the rows. This method can also help to highlight remainders. Flexible partitioning in a part-whole model supports this method.

Skill: Divide 3-digits by 1-digit (grouping)

Year: 5



		2	1	4
	4	8	5	16



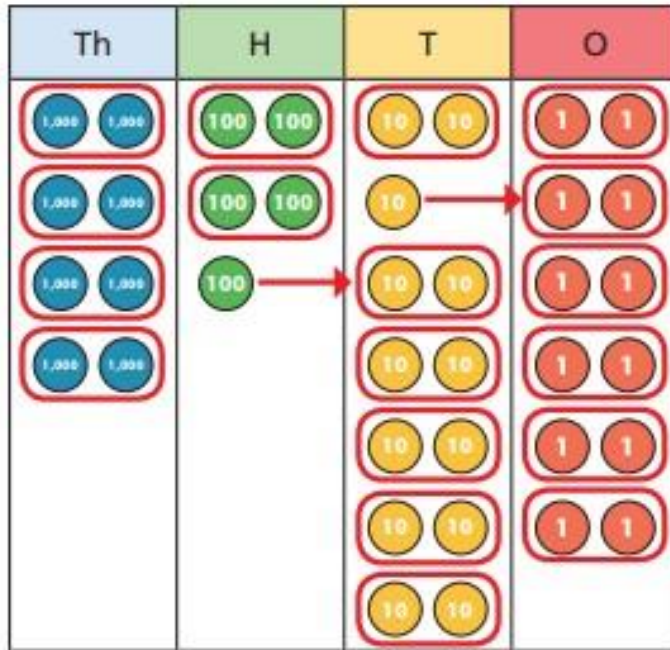
$$856 \div 4 = 214$$

Children can continue to use grouping to support their understanding of short division when dividing a 3-digit number by a 1-digit number.

Place value counters or plain counters can be used on a place value grid to support this understanding. Children can also draw their own counters and group them through a more pictorial method.

Skill: Divide 4-digits by 1-digit (grouping)

Year: 5



	4	2	6	6
2	8	5	13	12

$$8,532 \div 2 = 4,266$$

Place value counters or plain counters can be used on a place value grid to support children to divide 4-digits by 1-digit. Children can also draw their own counters and group them through a more pictorial method.

Children should be encouraged to move away from the concrete and pictorial when dividing numbers with multiple exchanges.

Skill: Divide multi digits by 2-digits (short division)

Year: 6

		0	3	6
12	4	⁴ 3	⁷ 2	

$$432 \div 12 = 36$$

$$7,335 \div 15 = 489$$

	0	4	8	9
15	7	⁷ 3	¹³ 3	¹³ 5

15	30	45	60	75	90	105	120	135	150
----	----	----	----	----	----	-----	-----	-----	-----

When children begin to divide up to 4-digits by 2-digits, written methods become the most accurate as concrete and pictorial representations become less effective. Children can write out multiples to support their calculations with larger remainders. Children will also solve problems with remainders where the quotient can be rounded as appropriate.

Skill: Divide multi-digits by 2-digits (long division)

Year: 6

		0	3	6
1	2	4	3	2
	-	3	6	0
			7	2
	-		7	2
				0

(x30)

$$12 \times 1 = 12$$

$$12 \times 2 = 24$$

$$12 \times 3 = 36$$

$$12 \times 4 = 48$$

$$12 \times 5 = 60$$

(x6)

$$12 \times 6 = 72$$

$$12 \times 7 = 84$$

$$12 \times 8 = 96$$

$$12 \times 7 = 108$$

$$12 \times 10 = 120$$

$$432 \div 12 = 36$$

$$7,335 \div 15 = 489$$

		0	4	8	9
15		7	3	3	5
	-	6	0	0	0
		1	3	3	5
	-	1	2	0	0
			1	3	5
	-		1	3	5
					0

(x400)

$$1 \times 15 = 15$$

$$2 \times 15 = 30$$

$$3 \times 15 = 45$$

(x80)

$$4 \times 15 = 60$$

$$5 \times 15 = 75$$

(x9)

$$10 \times 15 = 150$$

Children can also divide by 2-digit numbers using long division.

Children can write out multiples to support their calculations with larger remainders.

Children will also solve problems with remainders where the quotient can be rounded as appropriate.

Skill: Divide multi digits by 2-digits (long division)

Year: 6

$$372 \div 15 = 24 \text{ r}12$$

			2	4	r	1	2
1	5	3	7	2			
	-	3	0	0			
			7	2			
	-		6	0			
			1	2			

- $1 \times 15 = 15$
- $2 \times 15 = 30$
- $3 \times 15 = 45$
- $4 \times 15 = 60$
- $5 \times 15 = 75$
- $10 \times 15 = 150$

When a remainder is left at the end of a calculation, children can either leave it as a remainder or convert it to a fraction. This will depend on the context of the question.

Children can also answer questions where the quotient needs to be rounded according to the context.

			2	4	$\frac{4}{5}$
1	5	3	7	2	
	-	3	0	0	
			7	2	
	-		6	0	
			1	2	

$$372 \div 15 = 24 \frac{4}{5}$$

Glossary

Array – An ordered collection of counters, cubes or other item in rows and columns.

Dividend – In division, the number that is divided.

Divisor – In division, the number by which another is divided.

Exchange – Change a number or expression for another of an equal value.

Factor – A number that multiplies with another to make a product.

Partitioning – Splitting a number into its component parts.

Quotient – The result of a division

Remainder – The amount left over after a division when the divisor is not a factor of the dividend.

Scaling – Enlarging or reducing a number by a given amount, called the scale factor